

From: "Samy S. El Semman" <samy@btrfx.com>
To: <ahmed@btrfx.com>
Sent: 08 مايو، 2008، ٠٥:٥٦ ص
Subject: A. Akyl: Managed Forex Trading Account Track Records, 8/2007 - 4/2008

Please find appended below a few samples of Mr. A. Akyl's managed account track records. To protect the clients' privacy, the account names and numbers have been obscured.

Across all managed accounts, average (gross) monthly returns were:

August 2007: 8.12 %
 September 2007: 8.10 %
 October 2007: 8.17 %
 November 2007: 5.78 %
 December 2007: 5.75 %
 January 2008: 4.44 %
 February 2008: 4.26 %
 March 2008: 5.80 %
 April 2008: 3.83 %

Please be advised that past performance is no guarantee of future results.

 Boston Trading and Research LLC
 Disclosure Statement

Boston Trading and Research LLC ("BTR") will introduce qualified customer accounts to Maximum Financial Investment Group, Inc. ("Maximum Financial"), a registered broker-dealer with the U.S. Securities and Exchange Commission and member firm of FINRA. Maximum Financial will act as counterparty in all transactions for accounts introduced by BTR. This means that clients will buy and sell foreign currencies in transactions with Maximum Financial as principal.

Trading foreign exchange on margin carries a high level of risk, and may not be suitable for all investors. The high degree of leverage can work against you as well as for you. Before deciding to invest in foreign exchange you should carefully consider your investment objectives, level of experience, and risk appetite. The possibility exists that you could sustain a loss of some or all of your initial investment and therefore you should not invest money that you cannot afford to lose. You should be aware of all the risks associated with foreign exchange trading, and seek advice from an independent financial advisor if you have any doubts.

Maximum Financial Investment Group, Inc.

Account: 6*5 Name: ***** Currency: USD 2008 May 7, 22:26**

Closed Transactions:

Ticket	Open Time	Type	Lots	Item	Price	S/L	T/P	Close Time	Price	Commission	Taxes	Swap	Profit
91031	2007.07.30 23:40	balance		Incoming Wire,SB,SK									10 100.00
91077	2007.07.31 20:57	sell	1.00	gbpusd2	2.0347	0.0000	2.0336	2007.07.31 21:20	2.0336	-10.00	0.00	0.00	110.00 [tp]
91127	2007.08.01 22:39	balance		Profit Share Removed,SK (OA)									-60.00
91196	2007.08.03 16:46	sell	1.00	gbpusd2	2.0405	0.0000	2.0394	2007.08.03 16:55	2.0394	-10.00	0.00	0.00	110.00 [tp]
94269	2007.08.07 12:58	sell	1.00	gbpjpy2	239.72	0.00	239.61	2007.08.07 13:12	239.61	-10.00	0.00	0.00	92.77 [tp]
94657	2007.08.09 10:36	sell	1.00	gbpusd2	2.0318	0.0000	2.0307	2007.08.09 10:37	2.0307	-10.00	0.00	0.00	110.00 [tp]
94979	2007.08.14 13:51	sell	1.00	gbpusd2	1.9993	0.0000	1.9982	2007.08.14 13:54	1.9982	-10.00	0.00	0.00	110.00 [tp]
95504	2007.08.16 16:06	buy	1.10	eurusd2	1.3415	0.0000	1.3426	2007.08.16 16:18	1.3426	-11.00	0.00	0.00	121.00 [tp]
96177	2007.08.22 11:16	sell	1.10	eurusd2	1.3517	0.0000	1.3562	2007.08.23 08:53	1.3562	-11.00	0.00	110.55	- 495.00 [tp]
96242	2007.08.22 11:36	sell	1.10	eurusd2	1.3543	0.0000	1.3532	2007.08.22 11:53	1.3532	-11.00	0.00	0.00	121.00 [tp]
96353	2007.08.22 19:20	sell	1.10	eurusd2	1.3555	0.0000	1.3546	2007.08.22 19:27	1.3546	-11.00	0.00	0.00	99.00 [tp]
96396	2007.08.22 19:04	sell	1.10	gbpusd2	1.9949	0.0000	1.9938	2007.08.22 19:42	1.9938	-11.00	0.00	0.00	121.00 [tp]

09/05/2008

96507	2007.08.23 05:38	sell 1.10	gbpusd2	2.0021	0.0000	2.0040	2007.08.23 09:00	2.0040	-11.00	0.00	0.00	-
												209.00
												[tp]
96564	2007.08.23 05:59	sell 1.10	gbpusd2	2.0062	0.0000	2.0048	2007.08.23 08:20	2.0048	-11.00	0.00	0.00	154.00
												[tp]
96576	2007.08.23 06:09	sell 1.10	gbpusd2	2.0076	0.0000	2.0055	2007.08.23 06:14	2.0055	-11.00	0.00	0.00	231.00
												[tp]
96635	2007.08.23 07:30	sell 1.10	gbpusd2	2.0093	0.0000	2.0067	2007.08.23 07:54	2.0067	-11.00	0.00	0.00	286.00
												[tp]
97241	2007.08.23 13:35	balance	swap error									-
												110.55
98320	2007.09.04 08:43	balance	August Profit Share,SK									-
												247.00
98378	2007.09.04 12:37	sell 1.60	gbpusd2	2.0145	0.0000	2.0137	2007.09.04 16:02	2.0137	-16.00	0.00	0.00	128.00
												[tp]
98645	2007.09.05 11:53	sell 1.10	gbpusd2	2.0216	0.0000	2.0205	2007.09.05 14:32	2.0205	-11.00	0.00	0.00	121.00
												[tp]
98693	2007.09.05 16:17	balance	Correction profit August AW									68.81
98773	2007.09.05 17:56	balance	Audit - profit correction.08									-35.64
99554	2007.09.11 15:06	sell 1.10	eurusd2	1.3835	0.0000	1.3854	2007.09.14 10:12	1.3854	-11.00	0.00	0.00	-
												209.00
												[tp]
99669	2007.09.12 06:45	sell 1.10	eurusd2	1.3876	0.0000	1.3865	2007.09.12 10:10	1.3865	-11.00	0.00	0.00	121.00
												[tp]
99764	2007.09.12 07:27	sell 1.10	eurusd2	1.3889	0.0000	1.3878	2007.09.12 07:49	1.3878	-11.00	0.00	0.00	121.00
												[tp]
99858	2007.09.12 07:52	sell 1.10	eurusd2	1.3888	0.0000	1.3877	2007.09.12 08:22	1.3877	-11.00	0.00	0.00	121.00
												[tp]
99923	2007.09.12 07:52	sell 1.10	eurusd2	1.3888	0.0000	1.3877	2007.09.12 08:22	1.3877	-11.00	0.00	0.00	121.00
												[tp]
100020	2007.09.12 12:07	sell 1.10	eurusd2	1.3913	0.0000	1.3895	2007.09.12 13:06	1.3895	-11.00	0.00	0.00	198.00
												[tp]
100095	2007.09.12 14:07	sell 1.10	eurusd2	1.3913	0.0000	1.3902	2007.09.12 19:34	1.3902	-11.00	0.00	0.00	121.00
												[tp]
102278	2007.10.01 16:21	balance	Sept profit share, AW									-
												221.70
102488	2007.10.03 12:53	buy 1.10	usdcad2	0.9975	0.0000	0.9986	2007.10.03 14:35	0.9986	-11.00	0.00	0.00	121.17
												[tp]
102607	2007.10.04 10:51	sell 1.10	eurusd2	1.4144	0.0000	1.4133	2007.10.04 11:00	1.4133	-11.00	0.00	0.00	121.00
												[tp]
102798	2007.10.09 12:04	balance	Incoming wire Sov, jvw									10
												000.00
102937	2007.10.10 14:35	sell 2.10	audusd2	0.8964	0.0000	0.8983	2007.10.12 01:00	0.8983	-21.00	0.00	0.00	-
												399.00
												[tp]
103005	2007.10.11 04:43	sell 2.10	audusd2	0.9045	0.0000	0.9034	2007.10.11 07:20	0.9034	-21.00	0.00	0.00	231.00
												[tp]
103173	2007.10.11 06:25	sell 2.10	audusd2	0.9055	0.0000	0.9039	2007.10.11 07:10	0.9039	-21.00	0.00	0.00	336.00
												[tp]
103291	2007.10.11 10:16	buy 2.10	usdcad2	0.9752	0.0000	0.9763	2007.10.11 14:59	0.9763	-21.00	0.00	0.00	236.61
												[tp]
103354	2007.10.11 11:25	buy 2.10	usdcad2	0.9732	0.0000	0.9748	2007.10.11 11:42	0.9748	-21.00	0.00	0.00	344.69
												[tp]
103435	2007.10.11 13:10	buy 2.10	usdcad2	0.9732	0.0000	0.9748	2007.10.11 14:08	0.9748	-21.00	0.00	0.00	344.69
												[tp]
103862	2007.10.18 14:12	sell limit	2.20 audusd2	0.8970	0.0000	0.8955	2007.10.18 15:48	0.8960				cancelled
103984	2007.10.18 15:46	sell 2.20	eurusd2	1.4295	0.0000	1.4281	2007.10.18 20:57	1.4281	-22.00	0.00	0.00	308.00

												[tp]
104454	2007.10.29 15:35	balance	Incoming wire Sov,jvw									8 000.00
104591	2007.10.31 16:39	balance	Oct profit share, JvW									- 442.25
104743	2007.11.01 10:55	sell	3.00 gbpusd2 2.0806 0.0000 2.0795	2007.11.01 10:59	2.0795			-30.00	0.00	0.00	330.00	[tp]
105145	2007.11.06 13:30	buy	3.10 usdcad2 0.9240 0.0000 0.9155	2007.11.06 21:41	0.9155			-31.00	0.00	-3.10	878.21	-2
105206	2007.11.06 16:33	buy	3.10 usdcad2 0.9215 0.0000 0.9155	2007.11.06 21:41	0.9155			-31.00	0.00	-3.10	031.68	-2
105468	2007.11.06 20:09	buy	3.10 usdcad2 0.9174 0.0000 0.9173	2007.11.06 20:51	0.9173			-31.00	0.00	0.00	-33.79	[tp]
105594	2007.11.06 20:53	buy	3.10 usdcad2 0.9165 0.0000 0.9167	2007.11.06 21:06	0.9167			-31.00	0.00	0.00	67.63	[tp]
105757	2007.11.06 21:10	buy	3.10 usdcad2 0.9159 0.0000 0.9158	2007.11.06 21:16	0.9158			-31.00	0.00	0.00	-33.85	[tp]
105879	2007.11.06 21:20	buy	3.10 usdcad2 0.9149 0.0000 0.9155	2007.11.06 21:26	0.9155			-31.00	0.00	0.00	203.14	[tp]
105980	2007.11.06 22:33	buy limit	2.60 usdcad2 0.0918 0.0000 0.0000	2007.11.06 22:35	0.9128							cancelled
106021	2007.11.06 22:39	buy	2.60 usdcad2 0.9118 0.0000 0.0000	2007.11.07 03:34	0.9120			-26.00	0.00	0.00	57.02	
106238	2007.11.07 01:21	sell	2.60 eurUSD2 1.4645 0.0000 1.4634	2007.11.07 01:28	1.4634			-26.00	0.00	0.00	286.00	[tp]
106386	2007.11.07 02:11	buy	2.60 usdcad2 0.9084 0.0000 0.9105	2007.11.07 02:41	0.9105			-26.00	0.00	0.00	599.61	[tp]
106570	2007.11.07 02:58	buy	2.70 usdcad2 0.9098 0.0000 0.9129	2007.11.07 03:15	0.9129			-27.00	0.00	0.00	916.86	[tp]
106707	2007.11.07 03:45	buy	2.80 usdcad2 0.9112 0.0000 0.9164	2007.11.07 09:53	0.9164			-28.00	0.00	0.00	588.83	1
106787	2007.11.07 08:08	buy	2.80 usdcad2 0.9059 0.0000 0.9085	2007.11.07 08:15	0.9085			-28.00	0.00	0.00	801.23	[tp]
107099	2007.11.08 11:52	sell	3.00 eurUSD2 1.4695 0.0000 1.4668	2007.11.08 12:34	1.4668			-30.00	0.00	0.00	810.00	[tp]
107253	2007.11.08 12:56	sell	3.00 eurUSD2 1.4685 0.0000 1.4664	2007.11.08 14:32	1.4664			-30.00	0.00	0.00	630.00	[tp]
107526	2007.11.14 11:24	sell	3.10 eurUSD2 1.4684 0.0000 1.4673	2007.11.14 11:34	1.4673			-31.00	0.00	0.00	341.00	[tp]
107707	2007.11.15 15:15	sell	3.10 eurUSD2 1.4622 0.0000 1.4611	2007.11.15 15:39	1.4611			-31.00	0.00	0.00	341.00	[tp]
108002	2007.11.30 09:42	balance	Nov profit share,jvw									- 356.88
108459	2007.12.04 10:30	sell limit	1.60 eurUSD3 1.4751 0.0000 1.4730	2007.12.04 10:31	1.4749							cancelled
108572	2007.12.04 11:08	sell	3.10 eurUSD3 1.4762 0.0000 1.4741	2007.12.05 01:46	1.4741			-31.00	0.00	8.23	651.00	tp/a
108770	2007.12.06 09:49	sell	3.20 eurUSD3 1.4628 0.0000 1.4612	2007.12.06 11:14	1.4612			-32.00	0.00	0.00	512.00	[tp]
108815	2007.12.06 10:29	balance	Nov profit audit correction,jvw									-90.00
109407	2007.12.12 08:57	sell	3.20 gbpusd3 2.04800 0.00000 2.04690	2007.12.12 10:01	2.04690			-32.00	0.00	0.00	352.00	[tp]
109633	2007.12.13 11:30	sell	1.60 gbpusd3 2.03800 0.00000 2.03690	2007.12.14 04:12	2.03690			-16.00	0.00	-17.64	176.00	[tp]
109743	2007.12.13 16:01	sell	1.60 gbpusd3 2.04000 0.00000 2.03890	2007.12.13 23:43	2.03890			-16.00	0.00	-17.64	176.00	[tp]
110352	2008.01.02 14:22	balance	Incoming wire Sov,jvw									20 000.00
												-

110359	2008.01.02 14:39	balance	Dec profit share,jvw									513.89
110848	2008.01.04 12:13	sell	5.20 eurjpy3	160.71	0.00	160.60	2008.01.04 12:15	160.60	-52.00	0.00	0.00	526.12
												[tp]
111215	2008.01.08 10:40	sell	5.30 gbpjpy3	216.49	0.00	216.32	2008.01.08 10:59	216.32	-53.00	0.00	0.00	821.40
												[tp]
111543	2008.01.10 08:57	buy	5.40 gbpusd3	1.9554	0.0000	1.9573	2008.01.10 09:18	1.9573	-54.00	0.00	0.00	1 026.00
												[tp]
111989	2008.01.16 08:56	buy	5.50 eurusd3	1.4792	0.0000	1.4808	2008.01.16 09:11	1.4808	-55.00	0.00	0.00	880.00
												[tp]
113714	2008.02.01 15:29	balance	Jan. Profit Share, MI									912.00
113716	2008.02.01 15:31	balance	Jan. Profit Share, MI									- 912.00
113722	2008.02.01 15:52	balance	Jan. Profit Share correctio, MI									912.00
114090	2008.02.04 12:12	sell	2.80 gbpusd3	1.9775	0.0000	1.9764	2008.02.04 12:22	1.9764	-28.00	0.00	0.00	308.00
												[tp]
114337	2008.02.05 16:42	balance	Incoming Wire, Sov, MI									12 000.00
114574	2008.02.06 12:47	sell	3.40 gbpusd3	1.9615	0.0000	1.9604	2008.02.06 14:19	1.9604	-34.00	0.00	0.00	374.00
												[tp]
114817	2008.02.08 09:35	sell limit	3.50 gbpusd3	1.9470	0.0000	1.9459	2008.02.08 09:54	1.9442				cancelled
114825	2008.02.08 10:13	sell	3.50 gbpjpy3	208.98	0.00	208.97	2008.02.08 11:57	208.97	-35.00	0.00	0.00	32.61
												[tp]
114883	2008.02.08 11:10	sell	3.50 gbpjpy3	209.35	0.00	209.24	2008.02.08 11:23	209.24	-35.00	0.00	0.00	358.10
												[tp]
116617	2008.02.13 13:07	buy	3.50 audusd3	0.8938	0.0000	0.8949	2008.02.13 13:53	0.8949	-35.00	0.00	0.00	385.00
												[tp]
117527	2008.02.21 05:09	buy	3.50 eurusd3	1.4736	0.0000	1.4747	2008.02.21 08:37	1.4747	-35.00	0.00	0.00	385.00
												[tp]
118166	2008.02.25 13:34	sell	3.50 eurusd3	1.4826	0.0000	1.4815	2008.02.25 14:52	1.4815	-35.00	0.00	0.00	385.00
												[tp]
119034	2008.02.26 11:08	buy	7.00 gbpusd3	1.9721	0.0000	1.9732	2008.02.26 11:32	1.9732	-70.00	0.00	0.00	770.00
												[tp]
119644	2008.02.29 12:51	balance	February Profit Share, MI									- 807.21
120249	2008.03.04 12:24	sell	3.50 eurusd3	1.5224	0.0000	1.5213	2008.03.04 12:41	1.5213	-35.00	0.00	0.00	385.00
												[tp]
121291	2008.03.06 09:11	sell	3.50 eurusd3	1.5370	0.0000	1.5359	2008.03.06 09:12	1.5359	-35.00	0.00	0.00	385.00
												[tp]
122389	2008.03.10 16:53	balance	Incoming Wire, Sov, MI									8 000.00
122440	2008.03.11 09:42	sell limit	4.00 gbpusd3	2.0129	0.0000	2.0113	2008.03.11 10:11	2.0084				cancelled
122559	2008.03.11 12:20	sell	4.00 gbpusd3	2.0070	0.0000	2.0054	2008.03.11 12:41	2.0054	-40.00	0.00	0.00	640.00
												[tp]
122833	2008.03.13 08:18	sell	4.00 eurusd3	1.5594	0.0000	1.5578	2008.03.13 08:21	1.5578	-40.00	0.00	0.00	640.00
												[tp]
123157	2008.03.18 07:39	sell	4.00 eurusd3	1.5821	0.0000	1.5810	2008.03.18 08:01	1.5810	-40.00	0.00	0.00	440.00
												[tp]
123536	2008.03.19 08:28	sell	4.00 eurusd3	1.5732	0.0000	1.5711	2008.03.19 08:52	1.5711	-40.00	0.00	0.00	840.00
												[tp]
123784	2008.03.19 10:36	sell	4.00 eurusd3	1.5724	0.0000	1.5703	2008.03.19 10:56	1.5703	-40.00	0.00	0.00	840.00
												[tp]
124357	2008.03.31 14:20	balance	jan profit share, MI									- 911.86
124401	2008.03.31 14:49	balance	March profit share, MI									-1 170.00
124860	2008.04.01 08:05	sell	4.00 gbpusd3	1.9863	0.0000	1.9852	2008.04.01 08:12	1.9852	-40.00	0.00	0.00	440.00

125399	2008.04.02 07:29	sell	4.00	eurusd3	1.5671	0.0000	1.5660	2008.04.02 07:32	1.5660	-40.00	0.00	0.00	440.00	[tp]
														[tp]
125679	2008.04.02 09:38	sell	3.90	eurusd3	1.5630	0.0000	1.5619	2008.04.02 09:50	1.5619	-39.00	0.00	0.00	429.00	[tp]
														[tp]
125986	2008.04.03 07:35	sell	4.00	gbpusd3	1.9825	0.0000	1.9814	2008.04.03 07:40	1.9814	-40.00	0.00	0.00	440.00	[tp]
														[tp]
126925	2008.04.04 15:06	balance		Incoming Wire, Sov, MI									3 000.00	
127768	2008.04.09 07:39	sell	4.20	eurusd3	1.5725	0.0000	1.5730	2008.04.10 11:54	1.5730	-42.00	0.00	35.90	- 210.00	[tp]
														[tp]
130997	2008.04.15 09:12	sell	4.20	audusd3	0.9248	0.0000	0.9309	2008.04.18 08:53	0.9309	-42.00	0.00	-92.40	-2 562.00	[tp]
														[tp]
131958	2008.04.17 08:51	sell	4.20	eurusd3	1.5900	0.0000	1.5879	2008.04.17 13:57	1.5879	-42.00	0.00	0.00	882.00	[tp]
														[tp]
132732	2008.04.18 07:43	sell	4.20	gbpusd3	1.9994	0.0000	1.9973	2008.04.18 07:44	1.9973	-42.00	0.00	0.00	882.00	[tp]
														[tp]
132927	2008.04.18 10:41	sell	4.20	gbpusd3	1.9936	0.0000	1.9922	2008.04.18 12:20	1.9922	-42.00	0.00	0.00	588.00	[tp]
														[tp]
132965	2008.04.18 11:01	sell	8.30	gbpusd3	1.9975	0.0000	1.9964	2008.04.18 11:04	1.9964	-83.00	0.00	0.00	913.00	[tp]
														[tp]
133045	2008.04.21 07:08	sell	4.20	eurusd3	1.5917	0.0000	1.5896	2008.04.21 07:41	1.5896	-42.00	0.00	0.00	882.00	[tp]
														[tp]
133734	2008.04.30 10:15	balance		April Profit Share, MI									- 772.05	
134396	2008.05.01 08:15	sell	4.20	audusd3	0.9376	0.0000	0.9365	2008.05.01 08:36	0.9365	-42.00	0.00	0.00	462.00	[tp]
														[tp]
135126	2008.05.05 07:35	sell	4.20	eurjpy3	162.62	0.00	162.51	2008.05.05 14:20	162.51	-42.00	0.00	0.00	440.67	[tp]
														[tp]
135751	2008.05.06 07:58	sell	4.20	gbpusd3	1.9716	0.0000	1.9705	2008.05.06 08:13	1.9705	-42.00	0.00	0.00	462.00	[tp]
														[tp]
										-2 460.00	0.00	20.80	22 220.62	
														Closed P/L: 19 781.42

Open Trades:

Ticket	Open Time	Type	Lots	Item	Price	S / L	T / P	Price	Commission	Taxes	Swap	Profit	
No transactions													
										0.00	0.00	0.00	0.00
													Floating P/L: 0.00

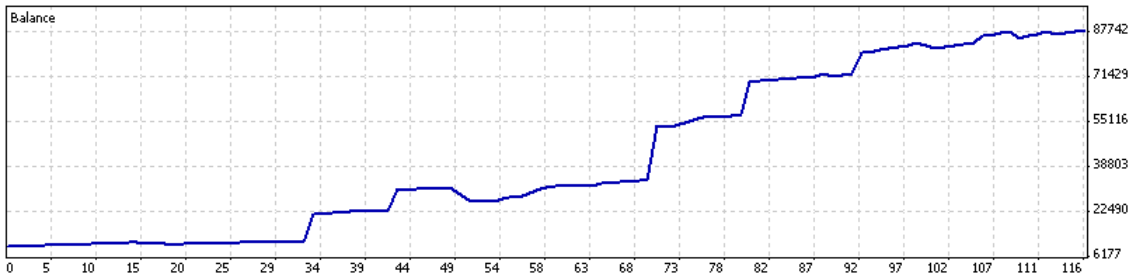
Working Orders:

Ticket	Open Time	Type	Lots	Item	Price	S / L	T / P	Market Price
No transactions								

Summary:

Deposit/Withdrawal:	66 341.78	Credit Facility:	0.00
Closed Trade P/L:	19 781.42	Floating P/L:	0.00
Balance:	86 123.20	Equity:	86 123.20
		Margin:	0.00
		Free Margin:	0.00

Details:



Gross Profit:	29 059.49	Gross Loss:	9 278.07	Total Net Profit:	19 781.42
Profit Factor:	3.13	Expected Payoff:	227.37		
Absolute Drawdown:	0.00	Maximal Drawdown:	5 041.21 (16.46%)	Relative Drawdown:	16.46% (5 041.21)
Total Trades:	87	Short Positions (won %):	66 (89.39%)	Long Positions (won %):	21 (80.95%)
		Profit Trades (% of total):	76 (87.36%)	Loss trades (% of total):	11 (12.64%)
Largest		profit trade:	1 560.83	loss trade:	-2 912.31
Average		profit trade:	382.36	loss trade:	-843.46
Maximum		consecutive wins (\$):	22 (11 784.12)	consecutive losses (\$):	2 (-4 978.09)
Maximal		consecutive profit (count):	11 784.12 (22)	consecutive loss (count):	-4 978.09 (2)
Average		consecutive wins:	8	consecutive losses:	1

Maximum Financial Investment Group, Inc.

Account: 6***5 Name: ***** Currency: USD 2008 May 7, 22:27

Closed Transactions:

Ticket	Open Time	Type	Lots	Item	Price	S / L	T / P	Close Time	Price	Commission	Taxes	Swap	Profit
91037	2007.07.30 23:44	balance		Incoming Wire,SB,SK									10 100.00
91070	2007.07.31 20:57	sell	1.00	gbpusd2	2.0347	0.0000	2.0336	2007.07.31 21:20	2.0336	-10.00	0.00	0.00	110.00 [tp]
91123	2007.08.01 22:36	balance		Profit Share Removed,SK (OA)									-60.00
91199	2007.08.03 16:46	sell	1.00	gbpusd2	2.0405	0.0000	2.0394	2007.08.03 16:55	2.0394	-10.00	0.00	0.00	110.00 [tp]
94258	2007.08.07 12:58	sell	1.00	gbpjpy2	239.72	0.00	239.61	2007.08.07 13:12	239.61	-10.00	0.00	0.00	92.77 [tp]
94658	2007.08.09 10:36	sell	1.00	gbpusd2	2.0318	0.0000	2.0307	2007.08.09 10:37	2.0307	-10.00	0.00	0.00	110.00 [tp]
94982	2007.08.14 13:51	sell	1.00	gbpusd2	1.9993	0.0000	1.9982	2007.08.14 13:54	1.9982	-10.00	0.00	0.00	110.00 [tp]
95508	2007.08.16 16:06	buy	1.10	eurusd2	1.3415	0.0000	1.3426	2007.08.16 16:18	1.3426	-11.00	0.00	0.00	121.00 [tp]
96181	2007.08.22 11:16	sell	1.10	eurusd2	1.3517	0.0000	1.3562	2007.08.23 08:53	1.3562	-11.00	0.00	110.55	495.00 [tp]
96246	2007.08.22 11:36	sell	1.10	eurusd2	1.3543	0.0000	1.3532	2007.08.22 11:53	1.3532	-11.00	0.00	0.00	121.00 [tp]
96360	2007.08.22 19:20	sell	1.10	eurusd2	1.3555	0.0000	1.3546	2007.08.22 19:27	1.3546	-11.00	0.00	0.00	99.00 [tp]
96406	2007.08.22 19:04	sell	1.10	gbpusd2	1.9949	0.0000	1.9938	2007.08.22 19:42	1.9938	-11.00	0.00	0.00	121.00 [tp]
96510	2007.08.23 05:38	sell	1.10	gbpusd2	2.0021	0.0000	2.0040	2007.08.23 09:00	2.0040	-11.00	0.00	0.00	- 209.00 [tp]
96544	2007.08.23 05:59	sell	1.10	gbpusd2	2.0062	0.0000	2.0048	2007.08.23 08:20	2.0048	-11.00	0.00	0.00	154.00 [tp]
96578	2007.08.23 06:09	sell	1.10	gbpusd2	2.0076	0.0000	2.0055	2007.08.23 06:14	2.0055	-11.00	0.00	0.00	231.00

96644	2007.08.23 07:30	sell 1.10 gbpusd2	2.0093	0.0000	2.0067	2007.08.23 07:54	2.0067	-11.00	0.00	0.00	286.00	[tp]
												[tp]
97262	2007.08.23 13:39	balance swap error									110.55	-
98307	2007.09.04 08:26	balance August Profit Share,SK									247.00	-
98416	2007.09.04 12:37	sell 1.60 gbpusd2	2.0145	0.0000	2.0137	2007.09.04 16:02	2.0137	-16.00	0.00	0.00	128.00	[tp]
98616	2007.09.05 11:53	sell 1.10 gbpusd2	2.0216	0.0000	2.0205	2007.09.05 14:32	2.0205	-11.00	0.00	0.00	121.00	[tp]
98711	2007.09.05 16:43	balance Correction profit August AW									68.81	
98776	2007.09.05 18:18	balance Audit correction profit.08 AW									-35.64	
98980	2007.09.06 14:43	balance Incoming Wire,JVW									40	
											000.00	
99550	2007.09.11 15:06	sell 5.10 eurUSD2	1.3835	0.0000	1.3854	2007.09.14 10:12	1.3854	-51.00	0.00	0.00	969.00	-
												[tp]
99672	2007.09.12 06:45	sell 5.10 eurUSD2	1.3876	0.0000	1.3865	2007.09.12 10:10	1.3865	-51.00	0.00	0.00	561.00	[tp]
99770	2007.09.12 07:27	sell 5.10 eurUSD2	1.3889	0.0000	1.3878	2007.09.12 07:49	1.3878	-51.00	0.00	0.00	561.00	[tp]
99846	2007.09.12 07:52	sell 5.10 eurUSD2	1.3888	0.0000	1.3877	2007.09.12 08:22	1.3877	-51.00	0.00	0.00	561.00	[tp]
99862	2007.09.12 07:52	sell 5.10 eurUSD2	1.3888	0.0000	1.3877	2007.09.12 08:22	1.3877	-51.00	0.00	0.00	561.00	[tp]
100022	2007.09.12 12:07	sell 5.10 eurUSD2	1.3913	0.0000	1.3895	2007.09.12 13:06	1.3895	-51.00	0.00	0.00	918.00	[tp]
100089	2007.09.12 14:07	sell 5.10 eurUSD2	1.3913	0.0000	1.3902	2007.09.12 19:34	1.3902	-51.00	0.00	0.00	561.00	[tp]
102282	2007.10.01 16:23	balance Sept profit share, AW									785.70	-
102492	2007.10.03 12:53	buy 5.30 usdcad2	0.9975	0.0000	0.9986	2007.10.03 14:35	0.9986	-53.00	0.00	0.00	583.82	[tp]
102556	2007.10.04 10:51	sell 5.30 eurUSD2	1.4144	0.0000	1.4133	2007.10.04 11:00	1.4133	-53.00	0.00	0.00	583.00	[tp]
102940	2007.10.10 14:35	sell 5.40 audUSD2	0.8964	0.0000	0.8983	2007.10.12 01:00	0.8983	-54.00	0.00	0.00	026.00	-1
												[tp]
103074	2007.10.11 04:43	sell 5.40 audUSD2	0.9045	0.0000	0.9034	2007.10.11 07:20	0.9034	-54.00	0.00	0.00	594.00	[tp]
103111	2007.10.11 06:25	sell 5.40 audUSD2	0.9055	0.0000	0.9039	2007.10.11 07:10	0.9039	-54.00	0.00	0.00	864.00	[tp]
103280	2007.10.11 10:16	buy 5.40 usdcad2	0.9752	0.0000	0.9763	2007.10.11 14:59	0.9763	-54.00	0.00	0.00	608.42	[tp]
103406	2007.10.11 11:25	buy 5.40 usdcad2	0.9732	0.0000	0.9748	2007.10.11 11:42	0.9748	-54.00	0.00	0.00	886.34	[tp]
103439	2007.10.11 13:10	buy 5.40 usdcad2	0.9732	0.0000	0.9748	2007.10.11 14:08	0.9748	-54.00	0.00	0.00	886.34	[tp]
103866	2007.10.18 14:12	sell limit 5.60 audUSD2	0.8970	0.0000	0.8955	2007.10.18 15:48	0.8960					cancelled
103969	2007.10.18 15:46	sell 5.60 eurUSD2	1.4295	0.0000	1.4281	2007.10.18 20:57	1.4281	-56.00	0.00	0.00	784.00	[tp]
104595	2007.10.31 16:40	balance Oct profit share, JvW									-1	
											283.38	
104777	2007.11.01 10:55	sell 5.60 gbpusd2	2.0806	0.0000	2.0795	2007.11.01 10:59	2.0795	-56.00	0.00	0.00	616.00	[tp]
105151	2007.11.06 13:30	buy 5.60 usdcad2	0.9240	0.0000	0.9155	2007.11.06 21:42	0.9155	-56.00	0.00	-5.60	199.34	-5

105207	2007.11.06 16:33	buy 5.60 usdcad2	0.9215	0.0000	0.9155	2007.11.06 21:42	0.9155	-56.00	0.00	-5.60	-3 670.13
105471	2007.11.06 20:09	buy 5.70 usdcad2	0.9174	0.0000	0.9173	2007.11.06 20:51	0.9173	-57.00	0.00	0.00	-62.14 [tp]
105597	2007.11.06 20:53	buy 5.70 usdcad2	0.9165	0.0000	0.9167	2007.11.06 21:06	0.9167	-57.00	0.00	0.00	124.36 [tp]
105760	2007.11.06 21:10	buy 5.70 usdcad2	0.9159	0.0000	0.9158	2007.11.06 21:16	0.9158	-57.00	0.00	0.00	-62.24 [tp]
105882	2007.11.06 21:20	buy 5.70 usdcad2	0.9149	0.0000	0.9155	2007.11.06 21:26	0.9155	-57.00	0.00	0.00	373.53 [tp]
105984	2007.11.06 22:33	buy limit 4.80 usdcad2	0.0918	0.0000	0.0000	2007.11.06 22:35	0.9128				cancelled
106023	2007.11.06 22:39	buy 4.80 usdcad2	0.9118	0.0000	0.0000	2007.11.07 03:34	0.9120	-48.00	0.00	0.00	105.26
106241	2007.11.07 01:21	sell 4.70 eurUSD2	1.4645	0.0000	1.4634	2007.11.07 01:28	1.4634	-47.00	0.00	0.00	517.00 [tp]
106389	2007.11.07 02:11	buy 4.70 usdcad2	0.9084	0.0000	0.9105	2007.11.07 02:41	0.9105	-47.00	0.00	0.00	1 083.91 [tp]
106574	2007.11.07 02:58	buy 4.90 usdcad2	0.9098	0.0000	0.9129	2007.11.07 03:15	0.9129	-49.00	0.00	0.00	1 663.93 [tp]
106709	2007.11.07 03:45	buy 5.10 usdcad2	0.9112	0.0000	0.9164	2007.11.07 09:53	0.9164	-51.00	0.00	0.00	2 893.93 [tp]
106820	2007.11.07 08:08	buy 5.10 usdcad2	0.9059	0.0000	0.9085	2007.11.07 08:15	0.9085	-51.00	0.00	0.00	1 459.39 [tp]
107087	2007.11.08 11:52	sell 5.50 eurUSD2	1.4695	0.0000	1.4668	2007.11.08 12:34	1.4668	-55.00	0.00	0.00	1 485.00 [tp]
107248	2007.11.08 12:56	sell 5.50 eurUSD2	1.4685	0.0000	1.4664	2007.11.08 14:32	1.4664	-55.00	0.00	0.00	1 155.00 [tp]
107502	2007.11.14 11:24	sell 5.70 eurUSD2	1.4684	0.0000	1.4673	2007.11.14 11:34	1.4673	-57.00	0.00	0.00	627.00 [tp]
107710	2007.11.15 15:15	sell 5.80 eurUSD2	1.4622	0.0000	1.4611	2007.11.15 15:39	1.4611	-58.00	0.00	0.00	638.00 [tp]
108006	2007.11.30 09:45	balance Nov profit share,jvw									- 678.98
108601	2007.12.04 12:00	sell 5.80 eurUSD3	1.4758	0.0000	1.4737	2007.12.05 02:04	1.4737	-58.00	0.00	15.41	1 218.00 tp/a
108891	2007.12.06 11:54	sell 5.90 eurUSD3	1.4644	0.0000	1.4628	2007.12.06 13:52	1.4628	-59.00	0.00	0.00	944.00 [tp]
108966	2007.12.06 15:03	balance Nov profit audit correction,jvw									- 168.00
109282	2007.12.11 15:16	sell 6.00 gbpusd3	2.03620	0.00000	2.03510	2007.12.11 15:50	2.03510	-60.00	0.00	0.00	660.00 [tp]
109513	2007.12.12 13:19	sell 6.00 eurUSD3	1.47010	0.00000	1.46900	2007.12.13 04:38	1.46900	-60.00	0.00	47.64	660.00 [tp]
110343	2008.01.02 13:31	balance Dec profit share,jvw									- 992.42
110952	2008.01.04 13:11	sell 6.00 eurjpy3	160.25	0.00	160.14	2008.01.04 13:27	160.14	-60.00	0.00	0.00	608.52 [tp]
111117	2008.01.08 11:17	sell 6.00 eurUSD3	1.4721	0.0000	1.4702	2008.01.08 14:10	1.4702	-60.00	0.00	0.00	1 140.00 [tp]
111413	2008.01.10 07:59	buy 6.10 gbpusd3	1.9550	0.0000	1.9571	2008.01.10 08:02	1.9571	-61.00	0.00	0.00	1 281.00 [tp]

111983	2008.01.15 17:28	buy 6.30	eurusd3	1.4777	0.0000	1.4793	2008.01.15 18:29	1.4793	-63.00	0.00	0.00	008.00	1
													[tp]
113718	2008.02.01 15:33	balance	Jan. Profit Share, MI										-1
													138.00
114232	2008.02.05 11:47	buy limit	3.10	eurusd3	1.4629	0.0000	1.4640	2008.02.05 18:39	1.4637				cancelled
114361	2008.02.06 10:10	sell 3.10	gbpjpy3	209.22	0.00	209.11	2008.02.06 10:12	209.11	-31.00	0.00	0.00	319.71	
													[tp]
114675	2008.02.07 12:57	sell 3.10	gbpjpy3	208.60	0.00	208.39	2008.02.07 13:00	208.39	-31.00	0.00	0.00	606.42	
													[tp]
116491	2008.02.13 12:15	buy 3.20	audusd3	0.8936	0.0000	0.8947	2008.02.13 13:51	0.8947	-32.00	0.00	0.00	352.00	
													[tp]
117572	2008.02.21 05:09	buy 3.20	eurusd3	1.4736	0.0000	1.4747	2008.02.21 08:37	1.4747	-32.00	0.00	0.00	352.00	
													[tp]
118184	2008.02.25 13:34	sell 3.20	eurusd3	1.4826	0.0000	1.4815	2008.02.25 14:52	1.4815	-32.00	0.00	0.00	352.00	
													[tp]
119081	2008.02.26 11:56	buy 6.40	eurusd3	1.4878	0.0000	1.4889	2008.02.26 12:00	1.4889	-64.00	0.00	0.00	704.00	
													[tp]
119647	2008.02.29 12:56	balance	February Profit Share, MI										-
													739.24
120167	2008.03.04 11:51	sell 3.20	gbpusd3	1.9854	0.0000	1.9843	2008.03.04 12:53	1.9843	-32.00	0.00	0.00	352.00	
													[tp]
120577	2008.03.05 11:17	sell 3.20	eurusd3	1.5287	0.0000	1.5276	2008.03.05 11:33	1.5276	-32.00	0.00	0.00	352.00	
													[tp]
121492	2008.03.06 10:43	sell 3.20	gbpusd3	2.0076	0.0000	2.0115	2008.03.10 12:42	2.0115	-32.00	0.00	-69.51	248.00	-1
													[tp]
121752	2008.03.06 15:57	sell 6.50	gbpusd3	2.0116	0.0000	2.0105	2008.03.06 15:57	2.0105	-65.00	0.00	0.00	715.00	
													[tp]
121947	2008.03.06 18:12	sell 6.50	gbpusd3	2.0140	0.0000	2.0124	2008.03.06 18:15	2.0124	-65.00	0.00	0.00	040.00	1
													[tp]
122000	2008.03.07 01:56	sell 6.60	gbpusd3	2.0155	0.0000	2.0141	2008.03.07 02:08	2.0141	-66.00	0.00	0.00	924.00	
													[tp]
122102	2008.03.07 09:31	sell 3.30	gbpusd3	2.0184	0.0000	2.0163	2008.03.07 09:42	2.0163	-33.00	0.00	0.00	693.00	
													[tp]
122347	2008.03.09 19:52	sell 6.50	eurusd3	1.5403	0.0000	1.5382	2008.03.09 20:12	1.5382	-65.00	0.00	0.00	365.00	1
													[tp]
124404	2008.03.31 14:50	balance	March profit share, MI										-1
													120.05
124913	2008.04.01 08:19	sell 3.30	gbpusd3	1.9859	0.0000	1.9848	2008.04.01 08:32	1.9848	-33.00	0.00	0.00	363.00	
													[tp]
125719	2008.04.02 09:41	sell 3.40	eurusd3	1.5631	0.0000	1.5620	2008.04.02 09:50	1.5620	-34.00	0.00	0.00	374.00	
													[tp]
125947	2008.04.03 07:27	sell 3.30	gbpusd3	1.9828	0.0000	1.9817	2008.04.03 07:31	1.9817	-33.00	0.00	0.00	363.00	
													[tp]
127257	2008.04.07 09:25	sell 3.30	gbpusd3	1.9906	0.0000	1.9895	2008.04.07 09:34	1.9895	-33.00	0.00	0.00	363.00	
													[tp]
131254	2008.04.15 14:58	sell 3.30	eurusd3	1.5792	0.0000	1.5771	2008.04.15 15:47	1.5771	-33.00	0.00	0.00	693.00	
													[tp]
132408	2008.04.17 11:25	sell 3.30	gbpusd3	1.9882	0.0000	1.9866	2008.04.17 11:28	1.9866	-33.00	0.00	0.00	528.00	
													[tp]
133737	2008.04.30 10:16	balance	April Profit Share, MI										-
													745.50
135028	2008.05.02 09:21	sell 3.40	eurusd3	1.5403	0.0000	1.5392	2008.05.02 10:00	1.5392	-34.00	0.00	0.00	374.00	
													[tp]
135531	2008.05.05 10:29	sell 3.40	eurusd3	1.5459	0.0000	1.5450	2008.05.06 03:45	1.5450	-34.00	0.00	9.48	306.00	

135961 2008.05.06 10:03 buy 3.40 usdcad3 1.0115 0.0000 1.0131 2008.05.07 19:23 1.0131 -34.00 0.00 0.00 536.91 [tp]
 -3 327.00 0.00 102.37 30 [tp]
 776.71
Closed P/L: 27 552.08

Open Trades:

Ticket	Open Time	Type	Lots	Item	Price	S/L	T/P	Price	Commission	Taxes	Swap	Profit		
No transactions														
											0.00	0.00	0.00	0.00
Floating P/L:												0.00		

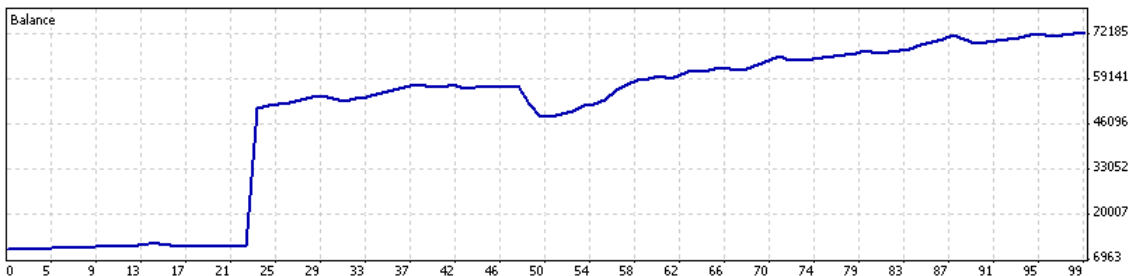
Working Orders:

Ticket	Open Time	Type	Lots	Item	Price	S/L	T/P	Market Price
No transactions								

Summary:

Deposit/Withdrawal:	42 064.35	Credit Facility:	0.00
Closed Trade P/L:	27 552.08	Floating P/L:	0.00
Balance:	69 616.43	Equity:	69 616.43
		Margin:	0.00
		Free Margin:	69 616.43

Details:



Gross Profit:	40 848.09	Gross Loss:	13 296.01	Total Net Profit:	27 552.08
Profit Factor:	3.07	Expected Payoff:	344.40		
Absolute Drawdown:	0.00	Maximal Drawdown:	9 922.54 (17.38%)	Relative Drawdown:	17.38% (9 922.54)
Total Trades:	80	Short Positions (won %):	58 (91.38%)	Long Positions (won %):	22 (81.82%)
		Profit Trades (% of total):	71 (88.75%)	Loss trades (% of total):	9 (11.25%)
Largest		profit trade:	2 842.93	loss trade:	-5 260.94
Average		profit trade:	575.33	loss trade:	-1 477.33
Maximum		consecutive wins (\$):	31 (25 759.12)	consecutive losses (\$):	2 (-8 992.67)
Maximal		consecutive profit (count):	25 759.12 (31)	consecutive loss (count):	-8 992.67 (2)
Average		consecutive wins:	9	consecutive losses:	1

Maximum Financial Investment Group, Inc.

Account: 6*9 Name: ***** ** Currency: USD 2008 May 7, 22:28**

Closed Transactions:

Ticket	Open Time	Type	Lots	Item	Price	S/L	T/P	Close Time	Price	Commission	Taxes	Swap	Profit
91118	2007.08.01 22:11	balance		Deposit,07-30-07,SB,SK									50 000.00
91200	2007.08.03 16:46	sell	4.80	gbpusd2	2.0405	0.0000	2.0394	2007.08.03 16:55	2.0394	-48.00	0.00	0.00	528.00 [tp]
94260	2007.08.07 12:58	sell	4.80	gbpjpy2	239.72	0.00	239.61	2007.08.07 13:12	239.61	-48.00	0.00	0.00	445.30 [tp]
94648	2007.08.09 10:36	sell	5.10	gbpusd2	2.0318	0.0000	2.0307	2007.08.09 10:37	2.0307	-51.00	0.00	0.00	561.00 [tp]

94983	2007.08.14 13:51	sell	5.10	gbpusd2	1.9993	0.0000	1.9982	2007.08.14 13:54	1.9982	-51.00	0.00	0.00	561.00
													[tp]
95510	2007.08.16 16:06	buy	5.20	eurusd2	1.3415	0.0000	1.3426	2007.08.16 16:18	1.3426	-52.00	0.00	0.00	572.00
													[tp]
95915	2007.08.20 15:52	balance		Deposit,08-17-07,SB,SK									50 000.00
96182	2007.08.22 11:16	sell	10.20	eurusd2	1.3517	0.0000	1.3562	2007.08.23 08:53	1.3562	-102.00	0.00	025.10	¹ -4 590.00
													[tp]
96247	2007.08.22 11:36	sell	10.20	eurusd2	1.3543	0.0000	1.3532	2007.08.22 11:53	1.3532	-102.00	0.00	0.00	¹ 122.00
													[tp]
96338	2007.08.22 19:20	sell	10.30	eurusd2	1.3555	0.0000	1.3546	2007.08.22 19:27	1.3546	-103.00	0.00	0.00	927.00
													[tp]
96384	2007.08.22 19:04	sell	10.30	gbpusd2	1.9949	0.0000	1.9938	2007.08.22 19:42	1.9938	-103.00	0.00	0.00	¹ 133.00
													[tp]
96508	2007.08.23 05:38	sell	10.50	gbpusd2	2.0021	0.0000	2.0040	2007.08.23 09:00	2.0040	-105.00	0.00	0.00	⁻¹ 995.00
													[tp]
96545	2007.08.23 05:59	sell	10.50	gbpusd2	2.0062	0.0000	2.0048	2007.08.23 08:20	2.0048	-105.00	0.00	0.00	¹ 470.00
													[tp]
96577	2007.08.23 06:09	sell	10.50	gbpusd2	2.0076	0.0000	2.0055	2007.08.23 06:14	2.0055	-105.00	0.00	0.00	² 205.00
													[tp]
96641	2007.08.23 07:30	sell	10.50	gbpusd2	2.0093	0.0000	2.0067	2007.08.23 07:54	2.0067	-105.00	0.00	0.00	² 730.00
													[tp]
97263	2007.08.23 13:40	balance		swap error									-1 025.10
98308	2007.09.04 08:27	balance		August Profit Share,SK									-1 684.32
98418	2007.09.04 12:37	sell	15.40	gbpusd2	2.0145	0.0000	2.0137	2007.09.04 16:02	2.0137	-154.00	0.00	0.00	¹ 232.00
													[tp]
98646	2007.09.05 11:53	sell	10.40	gbpusd2	2.0216	0.0000	2.0205	2007.09.05 14:32	2.0205	-104.00	0.00	0.00	¹ 144.00
													[tp]
98716	2007.09.05 16:54	balance		Correction profit August AW									536.99
98777	2007.09.05 18:48	balance		Audit correction profit.08 AW									- 229.46
99551	2007.09.11 15:06	sell	10.50	eurusd2	1.3835	0.0000	1.3854	2007.09.14 10:12	1.3854	-105.00	0.00	0.00	⁻¹ 995.00
													[tp]
99663	2007.09.12 06:45	sell	10.50	eurusd2	1.3876	0.0000	1.3865	2007.09.12 10:10	1.3865	-105.00	0.00	0.00	¹ 155.00
													[tp]
99765	2007.09.12 07:27	sell	10.50	eurusd2	1.3889	0.0000	1.3878	2007.09.12 07:49	1.3878	-105.00	0.00	0.00	¹ 155.00
													[tp]
99860	2007.09.12 07:52	sell	10.50	eurusd2	1.3888	0.0000	1.3877	2007.09.12 08:22	1.3877	-105.00	0.00	0.00	¹ 155.00
													[tp]
99925	2007.09.12 07:52	sell	10.50	eurusd2	1.3888	0.0000	1.3877	2007.09.12 08:22	1.3877	-105.00	0.00	0.00	¹ 155.00
													[tp]
100011	2007.09.12 12:07	sell	10.60	eurusd2	1.3913	0.0000	1.3895	2007.09.12 13:06	1.3895	-106.00	0.00	0.00	¹ 908.00
													[tp]
100090	2007.09.12 14:07	sell	10.60	eurusd2	1.3913	0.0000	1.3902	2007.09.12 19:34	1.3902	-106.00	0.00	0.00	¹ 166.00

													[tp]
102283	2007.10.01 16:24	balance	Sept profit share, AW										-2 124.00
102493	2007.10.03 12:53	buy	10.80 usdcad2	0.9975	0.0000	0.9986	2007.10.03 14:35	0.9986	-108.00	0.00	0.00	1 189.67	
													[tp]
102557	2007.10.04 10:51	sell	10.90 eurUSD2	1.4144	0.0000	1.4133	2007.10.04 11:00	1.4133	-109.00	0.00	0.00	1 199.00	
													[tp]
102939	2007.10.10 14:35	sell	11.00 audUSD2	0.8964	0.0000	0.8983	2007.10.12 01:00	0.8983	-110.00	0.00	0.00	-2 090.00	
													[tp]
103075	2007.10.11 04:43	sell	11.00 audUSD2	0.9045	0.0000	0.9034	2007.10.11 07:20	0.9034	-110.00	0.00	0.00	1 210.00	
													[tp]
103112	2007.10.11 06:25	sell	11.00 audUSD2	0.9055	0.0000	0.9039	2007.10.11 07:10	0.9039	-110.00	0.00	0.00	1 760.00	
													[tp]
103279	2007.10.11 10:16	buy	11.00 usdcad2	0.9752	0.0000	0.9763	2007.10.11 14:59	0.9763	-110.00	0.00	0.00	1 239.37	
													[tp]
103423	2007.10.11 11:25	buy	11.00 usdcad2	0.9732	0.0000	0.9748	2007.10.11 11:42	0.9748	-110.00	0.00	0.00	1 805.50	
													[tp]
103441	2007.10.11 13:10	buy	11.00 usdcad2	0.9732	0.0000	0.9748	2007.10.11 14:08	0.9748	-110.00	0.00	0.00	1 805.50	
													[tp]
103840	2007.10.18 14:12	sell limit	11.50 audUSD2	0.8970	0.0000	0.8955	2007.10.18 15:48	0.8960					cancelled
103971	2007.10.18 15:46	sell	11.50 eurUSD2	1.4295	0.0000	1.4281	2007.10.18 20:57	1.4281	-115.00	0.00	0.00	1 610.00	
													[tp]
104596	2007.10.31 16:41	balance	Oct profit share, JvW										-2 621.11
104778	2007.11.01 10:55	sell	11.50 gbpusd2	2.0806	0.0000	2.0795	2007.11.01 10:59	2.0795	-115.00	0.00	0.00	1 265.00	
													[tp]
105150	2007.11.06 13:30	buy	11.60 usdcad2	0.9240	0.0000	0.9155	2007.11.06 21:43	0.9155	-116.00	0.00	-11.60	-10 770.07	
105210	2007.11.06 16:33	buy	11.60 usdcad2	0.9215	0.0000	0.9155	2007.11.06 21:43	0.9155	-116.00	0.00	-11.60	-7 602.40	
105472	2007.11.06 20:09	buy	11.60 usdcad2	0.9174	0.0000	0.9173	2007.11.06 20:51	0.9173	-116.00	0.00	0.00	- 126.46	
													[tp]
105598	2007.11.06 20:53	buy	11.60 usdcad2	0.9165	0.0000	0.9167	2007.11.06 21:06	0.9167	-116.00	0.00	0.00	253.08	
													[tp]
105761	2007.11.06 21:10	buy	11.60 usdcad2	0.9159	0.0000	0.9158	2007.11.06 21:16	0.9158	-116.00	0.00	0.00	- 126.67	
													[tp]
105883	2007.11.06 21:20	buy	11.60 usdcad2	0.9149	0.0000	0.9155	2007.11.06 21:26	0.9155	-116.00	0.00	0.00	760.16	
													[tp]
105985	2007.11.06 22:33	buy limit	9.80 usdcad2	0.0918	0.0000	0.0000	2007.11.06 22:35	0.9128					cancelled
106024	2007.11.06 22:39	buy	9.80 usdcad2	0.9118	0.0000	0.0000	2007.11.07 03:34	0.9120	-98.00	0.00	0.00	214.91	
106242	2007.11.07 01:21	sell	9.70 eurUSD2	1.4645	0.0000	1.4634	2007.11.07 01:28	1.4634	-97.00	0.00	0.00	1 067.00	
													[tp]
106390	2007.11.07 02:11	buy	9.80 usdcad2	0.9084	0.0000	0.9105	2007.11.07 02:41	0.9105	-98.00	0.00	0.00	2 260.05	
													[tp]
106575	2007.11.07 02:58	buy	10.00 usdcad2	0.9098	0.0000	0.9129	2007.11.07 03:15	0.9129	-100.00	0.00	0.00	3 395.77	

106692	2007.11.07 03:45	buy	10.40	usdcad2	0.9112	0.0000	0.9164	2007.11.07 09:53	0.9164	-104.00	0.00	0.00	[tp]	5
														901.35
106818	2007.11.07 08:08	buy	10.40	usdcad2	0.9059	0.0000	0.9085	2007.11.07 08:15	0.9085	-104.00	0.00	0.00	[tp]	2
														976.01
107090	2007.11.08 11:52	sell	11.20	eurusd2	1.4695	0.0000	1.4668	2007.11.08 12:34	1.4668	-112.00	0.00	0.00	[tp]	3
														024.00
107247	2007.11.08 12:56	sell	11.30	eurusd2	1.4685	0.0000	1.4664	2007.11.08 14:32	1.4664	-113.00	0.00	0.00	[tp]	2
														373.00
107501	2007.11.14 11:24	sell	11.80	eurusd2	1.4684	0.0000	1.4673	2007.11.14 11:34	1.4673	-118.00	0.00	0.00	[tp]	1
														298.00
107711	2007.11.15 15:15	sell	11.90	eurusd2	1.4622	0.0000	1.4611	2007.11.15 15:39	1.4611	-119.00	0.00	0.00	[tp]	1
														309.00
108007	2007.11.30 09:46	balance		Nov profit share.jvw										-1
														327.36
108447	2007.12.04 10:30	sell limit	5.90	eurusd3	1.4751	0.0000	1.4730	2007.12.04 10:31	1.4749					cancelled
108575	2007.12.04 11:08	sell	11.90	eurusd3	1.4762	0.0000	1.4741	2007.12.05 01:46	1.4741	-119.00	0.00	31.61		2
														499.00
														tp/a
108773	2007.12.06 09:49	sell	12.10	eurusd3	1.4628	0.0000	1.4612	2007.12.06 11:14	1.4612	-121.00	0.00	0.00		1
														936.00
														[tp]
108967	2007.12.06 15:04	balance		Nov profit audit correction.jvw										-
														345.00
109394	2007.12.12 08:57	sell	12.20	gbpusd3	2.04800	0.00000	2.04690	2007.12.12 10:01	2.04690	-122.00	0.00	0.00		1
														342.00
														[tp]
109636	2007.12.13 11:30	sell	6.20	gbpusd3	2.03800	0.00000	2.03690	2007.12.14 04:12	2.03690	-62.00	0.00	-68.35		1
														682.00
														[tp]
109746	2007.12.13 16:01	sell	6.20	gbpusd3	2.04000	0.00000	2.03890	2007.12.13 23:43	2.03890	-62.00	0.00	-68.35		1
														682.00
														[tp]
110363	2008.01.02 14:40	balance		Dec profit share.jvw										-1
														964.97
110886	2008.01.04 12:13	sell	12.30	eurjpy3	160.71	0.00	160.60	2008.01.04 12:15	160.60	-123.00	0.00	0.00		1
														244.49
														[tp]
111164	2008.01.08 10:40	sell	12.40	gbpjpy3	216.49	0.00	216.32	2008.01.08 10:59	216.32	-124.00	0.00	0.00		1
														921.78
														[tp]
111545	2008.01.10 08:57	buy	12.60	gbpusd3	1.9554	0.0000	1.9573	2008.01.10 09:18	1.9573	-126.00	0.00	0.00		2
														394.00
														[tp]
111991	2008.01.16 08:56	buy	12.80	eurusd3	1.4792	0.0000	1.4808	2008.01.16 09:11	1.4808	-128.00	0.00	0.00		2
														048.00
														[tp]
113719	2008.02.01 15:34	balance		Jan. Profit Share, MI										-2
														132.00
114098	2008.02.04 12:12	sell	6.40	gbpusd3	1.9775	0.0000	1.9764	2008.02.04 12:22	1.9764	-64.00	0.00	0.00		1
														704.00
														[tp]
114576	2008.02.06 12:47	sell	6.40	gbpusd3	1.9615	0.0000	1.9604	2008.02.06 14:19	1.9604	-64.00	0.00	0.00		1
														704.00
														[tp]
114797	2008.02.08 09:35	sell limit	6.50	gbpusd3	1.9470	0.0000	1.9459	2008.02.08 09:54	1.9442					cancelled
114827	2008.02.08 10:13	sell	6.50	gbpjpy3	208.98	0.00	208.97	2008.02.08 11:57	208.97	-65.00	0.00	0.00		1
														60.55

114870	2008.02.08 11:10	sell	6.50	gbpjpy3	209.35	0.00	209.24	2008.02.08 11:23	209.24	-65.00	0.00	0.00	665.06	[tp]
116619	2008.02.13 13:07	buy	6.50	audusd3	0.8938	0.0000	0.8949	2008.02.13 13:53	0.8949	-65.00	0.00	0.00	715.00	[tp]
117528	2008.02.21 05:09	buy	6.50	eurusd3	1.4736	0.0000	1.4747	2008.02.21 08:37	1.4747	-65.00	0.00	0.00	715.00	[tp]
118165	2008.02.25 13:34	sell	6.50	eurusd3	1.4826	0.0000	1.4815	2008.02.25 14:52	1.4815	-65.00	0.00	0.00	715.00	[tp]
119018	2008.02.26 11:08	buy	13.20	gbpusd3	1.9721	0.0000	1.9732	2008.02.26 11:32	1.9732	-132.00	0.00	0.00	452.00	[tp]
119648	2008.02.29 12:57	balance	February Profit Share, MI										-1 543.68	
120213	2008.03.04 12:24	sell	6.60	eurusd3	1.5224	0.0000	1.5213	2008.03.04 12:41	1.5213	-66.00	0.00	0.00	726.00	[tp]
121286	2008.03.06 09:11	sell	6.60	eurusd3	1.5370	0.0000	1.5359	2008.03.06 09:12	1.5359	-66.00	0.00	0.00	726.00	[tp]
122434	2008.03.11 09:42	sell limit	6.60	gbpusd3	2.0129	0.0000	2.0113	2008.03.11 10:11	2.0084				cancelled	
122557	2008.03.11 12:20	sell	6.60	gbpusd3	2.0070	0.0000	2.0054	2008.03.11 12:41	2.0054	-66.00	0.00	0.00	056.00	[tp]
122836	2008.03.13 08:18	sell	6.70	eurusd3	1.5594	0.0000	1.5578	2008.03.13 08:21	1.5578	-67.00	0.00	0.00	072.00	[tp]
123159	2008.03.18 07:39	sell	6.70	eurusd3	1.5821	0.0000	1.5810	2008.03.18 08:01	1.5810	-67.00	0.00	0.00	737.00	[tp]
123538	2008.03.19 08:28	sell	6.80	eurusd3	1.5732	0.0000	1.5711	2008.03.19 08:52	1.5711	-68.00	0.00	0.00	428.00	[tp]
123782	2008.03.19 10:36	sell	6.80	eurusd3	1.5724	0.0000	1.5703	2008.03.19 10:56	1.5703	-68.00	0.00	0.00	428.00	[tp]
124311	2008.03.31 12:31	balance	wire fee, mi										-30.00	
124312	2008.03.31 12:31	balance	Outgoing wire, sov, mi										-10 000.00	
124405	2008.03.31 14:50	balance	March profit share, MI										-2 011.50	
124861	2008.04.01 08:05	sell	6.30	gbpusd3	1.9863	0.0000	1.9852	2008.04.01 08:12	1.9852	-63.00	0.00	0.00	693.00	[tp]
125394	2008.04.02 07:29	sell	6.30	eurusd3	1.5671	0.0000	1.5660	2008.04.02 07:32	1.5660	-63.00	0.00	0.00	693.00	[tp]
125698	2008.04.02 09:38	sell	6.20	eurusd3	1.5630	0.0000	1.5619	2008.04.02 09:50	1.5619	-62.00	0.00	0.00	682.00	[tp]
125969	2008.04.03 07:35	sell	6.30	gbpusd3	1.9825	0.0000	1.9814	2008.04.03 07:40	1.9814	-63.00	0.00	0.00	693.00	[tp]
127802	2008.04.09 07:39	sell	6.30	eurusd3	1.5725	0.0000	1.5730	2008.04.10 11:54	1.5730	-63.00	0.00	53.86	315.00	[tp]
131000	2008.04.15 09:12	sell	6.30	audusd3	0.9248	0.0000	0.9309	2008.04.18 08:53	0.9309	-63.00	0.00	138.60	843.00	[tp]
131960	2008.04.17 08:51	sell	6.30	eurusd3	1.5900	0.0000	1.5879	2008.04.17 13:57	1.5879	-63.00	0.00	0.00	323.00	[tp]
132734	2008.04.18 07:43	sell	6.30	gbpusd3	1.9994	0.0000	1.9973	2008.04.18 07:44	1.9973	-63.00	0.00	0.00	323.00	[tp]
132929	2008.04.18 10:41	sell	6.30	gbpusd3	1.9936	0.0000	1.9922	2008.04.18 12:20	1.9922	-63.00	0.00	0.00	882.00	[tp]

Ticket	Open Time	Type	Lots	Item	Price	S/L	T/P	Market Price	Price	Commission	Taxes	Swap	Profit
132967	2008.04.18 11:01	sell	12.60	gbpusd3	1.9975	0.0000	1.9964	2008.04.18 11:04	1.9964	-126.00	0.00	0.00	386.00
133047	2008.04.21 07:08	sell	6.30	eurusd3	1.5917	0.0000	1.5896	2008.04.21 07:41	1.5896	-63.00	0.00	0.00	323.00
133738	2008.04.30 10:16	balance		April Profit Share, MI									-1
134283	2008.04.30 18:54	balance		Wire fee									200.08
134284	2008.04.30 18:55	balance		Withdrawal AW									-50.00
134398	2008.05.01 08:15	sell	5.90	audusd3	0.9376	0.0000	0.9365	2008.05.01 08:36	0.9365	-59.00	0.00	0.00	-10
135128	2008.05.05 07:35	sell	5.90	eurjpy3	162.62	0.00	162.51	2008.05.05 14:20	162.51	-59.00	0.00	0.00	000.00
135752	2008.05.06 07:58	sell	5.90	gbpusd3	1.9716	0.0000	1.9705	2008.05.06 08:13	1.9705	-59.00	0.00	0.00	649.00
													65
													354.99
													Closed P/L: 58 254.06

Open Trades:

Ticket	Open Time	Type	Lots	Item	Price	S/L	T/P	Market Price	Price	Commission	Taxes	Swap	Profit
No transactions													
													0.00
													0.00
													0.00
													0.00
													Floating P/L: 0.00

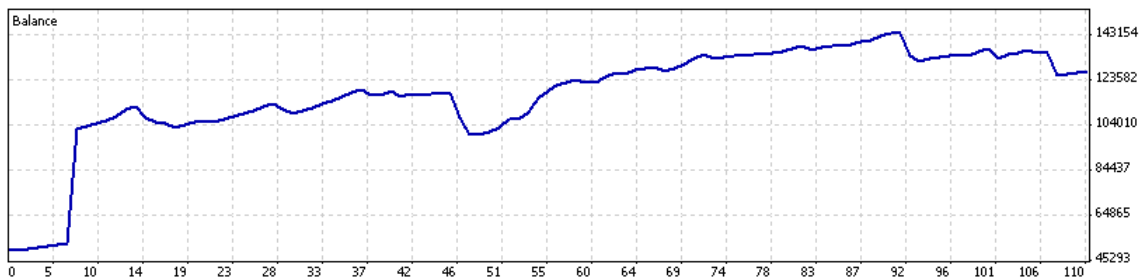
Working Orders:

Ticket	Open Time	Type	Lots	Item	Price	S/L	T/P	Market Price
No transactions								

Summary:

Deposit/Withdrawal:	62 248.41	Credit Facility:	0.00
Closed Trade P/L:	58 254.06	Floating P/L:	0.00
Balance:	120 502.47	Equity:	120 502.47
		Margin:	0.00
		Free Margin:	0.00

Details:



Gross Profit:	91 806.95	Gross Loss:	33 552.89	Total Net Profit:	58 254.06
Profit Factor:	2.74	Expected Payoff:	677.37		
Absolute Drawdown:	0.00	Maximal Drawdown:	20 507.67 (17.44%)	Relative Drawdown:	17.44% (20 507.67)
Total Trades:	86	Short Positions (won %):	65 (89.23%)	Long Positions (won %):	21 (80.95%)
		Profit Trades (% of total):	75 (87.21%)	Loss trades (% of total):	11 (12.79%)
		Largest profit trade:	5 797.35	loss trade:	-10 897.67
		Average profit trade:	1 224.09	loss trade:	-3 050.26
		Maximum consecutive wins (\$):	22 (38 293.33)	consecutive losses (\$):	2 (-18 627.67)
		Maximal consecutive profit (count):	38 293.33 (22)	consecutive loss (count):	-18 627.67 (2)
		Average consecutive wins:	8	consecutive losses:	1